


# KPS - KPF - KP PERIPHERAL PUMPS



Peripheral centrifugal pump, reduced encumbrance, able to generate high heads, it is suitable for domestic use and small industrial uses.

Pump body and motor support in brass for the KP 60 version, in cast iron for the KPS 30 and KP 38 versions. Brass impeller. Mechanical seal in carbon/ceramic. Asynchronous, closed motor, cooled by external ventilation.

Built-in thermal and current overload protection and a capacitor permanently on in the single-phase version. For the protection of the three-phase motor it is advisable to use a suitable overload protection complying with the regulations in force.



**Operating range:** from 1 to 50 l/min. with head up to 107 metres.

**Liquid temperature range:** from 0°C to +35°C for domestic use, from -10°C to +80°C (from -10°C to +50°C for the KPS 30 and KP 38 versions) for other uses.

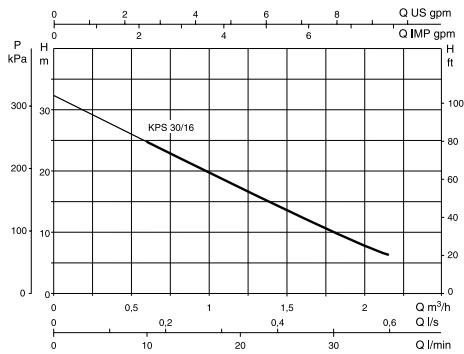
**Pumped liquid characteristics:** clean, free from solids or abrasive substances, not viscous, not aggressive, not crystallised and chemically neutral.

**Maximum ambient temperature:** +40°C

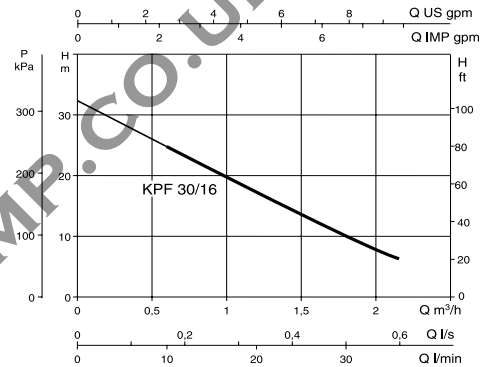
**Maximum working pressure:** 10 bar (6 bar for the KPS 30/16 version and KP 60/12).

**Protection level:** IP 44 **Insulation class:** F

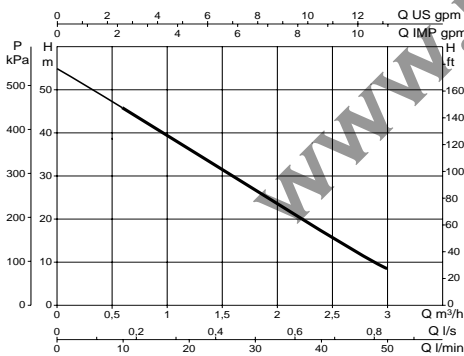
## KPS



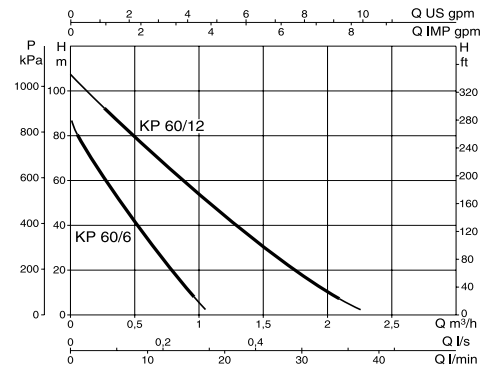
## KPF



## KP 38/18



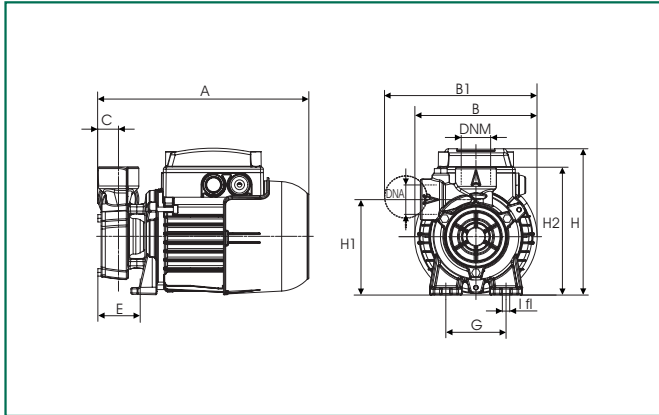
## KP 60/6 - 60/12



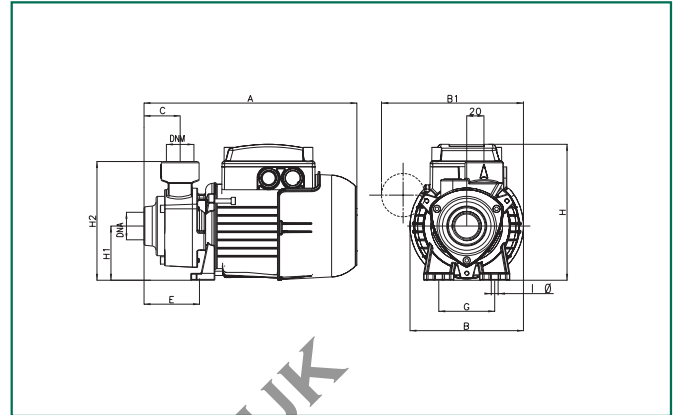
MODEL	ELECTRICAL DATA						HYDRAULIC DATA															
	VOLTAGE 50 Hz	P1 MAX kW	P2 NOMINAL		I <sub>n</sub> A	CAPACITOR μF Vc	Q															
			kW	HP			m <sup>3</sup> /h	l/min	0	0,3	0,6	0,9	0,96	1,2	1,8	2,16	2,4	3				
<b>KPS 30/16 M</b>	1x220-240 V ~	0,47	0,3	0,4	2	8	450	H	32,5	28	25	22	20	17,5	10	6						
<b>KPS 30/16 T</b>	3x230/400 V ~	0,42	0,3	0,4	1,4-0,8	-	-	H	32,5	31	25	22		17,5	10	6						
<b>KPF 30/16 M</b>	1x220-240 V ~	0,53	0,37	0,5	2,37	8	450	H	32,5	31	25	22		17,5	10	6						
<b>KPF 30/16 T</b>	3x230/400 V ~	0,47	0,37	0,5	1,45-0,82	-	-	H	32,5	31	25	22		17,5	10	6						
<b>KP 38/18 M</b>	1x220-240 V ~	0,86	0,6	0,8	3,8	12,5	450	H	54	50	46	41	40	36	27,5	25	22	9				
<b>KP 38/18 T</b>	3x230/400 V ~	0,81	0,6	0,8	2,6-1,5	-	-	H	54	50	46	41	40	36	27,5	25	22	9				
<b>KP 60/6 M</b>	1x220-240 V ~	0,54	0,37	0,5	2,4	10	450	H	87	57	33	13	9									
<b>KP 60/6 T</b>	3x230/400 V ~	0,52	0,37	0,5	1,8-1	-	-	H	87	57	33	13	9									
<b>KP 60/12 M</b>	1x220-240 V ~	1,15	0,75	1	5,2	20	450	H	107	91	74	58	55	43	17	7						
<b>KP 60/12 T</b>	3x230/400 V ~	1,12	0,75	1	3,8-2,2	-	-	H	107	91	74	58	55	43	17	7						

## DIMENSIONS AND WEIGHTS

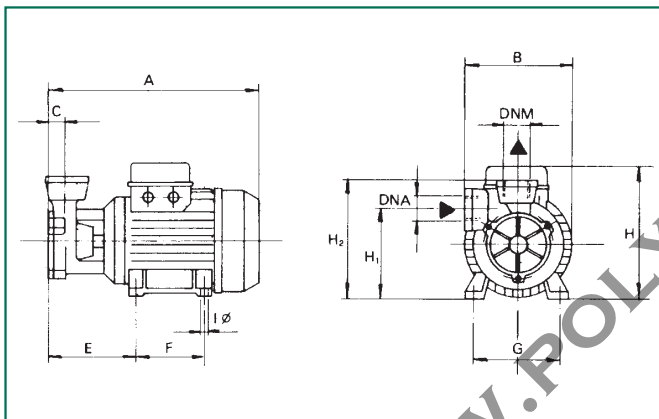
### KPS



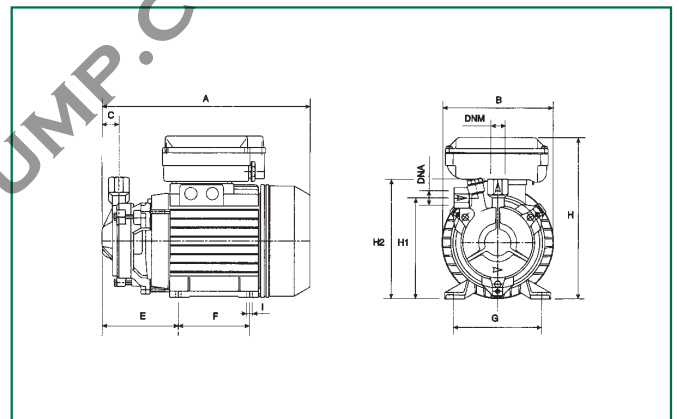
### KPF



### KP 30/16



### KP 60/6 - KP 60/12



MODEL	A	B	B1	C	E	F	G	I Ø	H	H1	H2	DNA	DNM	PACKAGING DIMENSIONS			WEIGHT Kg
														L/A	L/B	H	
<b>KPS 30/16</b>	228	132	165	22	46	-	65	8	158	103	138	1" G	1" G	259	164	197	5,3
<b>KPF 30/16</b>	247	132	165	42	64	-	65	8	158	63	138	1" G	1" G	262	140	180	5,4
<b>KP 38/18</b>	255	130	-	26	106	80	100	7	186	108	153	1" G	1" G	271	176	209	7,5
<b>KP 60/6 M</b>	262	142	-	21	96	90	112	7	204	127	151	1/2" G	1/2" G	406	267	402	8,2
<b>KP 60/6 T</b>	262	142	-	21	96	90	112	7	173	127	151	1/2" G	1/2" G	406	267	402	7,9
<b>KP 60/12 M</b>	262	142	-	20	96	90	112	7	204	126	161	3/4" G	3/4" G	406	267	402	10,1
<b>KP 60/12 T</b>	262	142	-	20	96	90	112	7	173	126	161	3/4" G	3/4" G	406	267	402	9,90